



BROAD OPPORTUNITIES FUND

30 April 2024

FUND OBJECTIVE

The Fund aims to deliver attractive positive long-term returns

FUND SUMMARY

- Based on core principles of diversification, dynamic asset allocation and downside risk management
- Combines actively managed directional risk (aiming to make money when markets go up) with actively managed less directional sources of return (aiming to make money whether markets go up or down)
- Exposure to equity, fixed income, real assets, total return strategies and cash
- Managed by a highly experienced team, with a transparent investment process and proven track record

SHARE CLASS PERFORMANCE (%) (B1 ¥ Acc share class)

	1 month	3 months	1 year	3 years (pa)	5 years (pa)	Since inception (pa)
Fund	-1.09	2.36	3.30	-0.95	1.12	1.91
Benchmark	0.00	0.00	-0.03	-0.05	-0.10	-0.10

	Calendar year returns					12-month rolling returns				
	2023	2022	2021	2020	2019	2023-2024	2022-2023	2021-2022	2020-2021	2019-2020
Fund	0.84	-10.53	7.51	0.21	11.98	3.30	-6.09	0.19	14.04	-4.60
Benchmark	-0.04	-0.03	-0.15	-0.17	-0.18	-0.03	-0.03	-0.09	-0.18	-0.18

Past performance is not indicative of future results. Investment in any strategy involves a risk of loss which may partly be due to exchange rate fluctuations. The performance results shown, whether net or gross of investment management fees, reflect the reinvestment of dividends and/or income and other earnings. Any gross of fees performance does not include fees and charges and these can have a material detrimental effect on the performance of an investment.

Source: Insight Investment and Rimes. Fund performance is shown for share class B1 ¥ Acc (which has an inception date of the 18 December 2014) and is calculated as total return, including reinvested income, gross of fees and expenses. Gross of fees performance results do not reflect the deduction of charges, which will reduce investors' returns. Benchmark performance shown is for TONAR 90 days compounded (previously 3 Month JPY Libid until 1 October 2021). Performance for periods over one year is annualised. Past performance is not a guide to future performance. The value of investments and any income from them will fluctuate and is not guaranteed (this may be partly due to exchange rate fluctuations). Investors may not get back the full amount invested. Investors must read all performance information alongside the full performance information in the KIID.

FUND MANAGER COMMENTS

The sell off in government bond markets intensified in April, with the speed of the move undermining sentiment in most equity markets. Against this backdrop the fund generated a negative return. Our equity holdings were the largest detractor from returns, led by the US, with our fixed income exposures also a small negative. Over recent months we have been adding defensive strategies to guard against future volatility and these proved effective, generating profits that helped to counterbalance the drawdowns elsewhere. Dividend futures positions, commodities and infrastructure holdings also all generated positive returns. We continue to maintain a high equity exposure relative to historical averages as the growth backdrop remains supportive. A tightening in credit spreads saw us reduce our exposure to investment grade credit, but we added to our global convertible bond exposures, an asset class that provides exposure to equity upside, but with bond like attributes if markets turn downwards.

FUND FACTS

Fund size: ¥305.7bn

Inception date: 7 September 2009

Benchmark: TONAR (90 day compounded)

Fund manager: Matthew Merritt and Multi-Asset Strategy team

Target return: The Fund seeks to generate returns of 90 days compounded TONAR + 4.5% gross of fees over an annualised five year period, whilst being mindful of the Investment Objective.

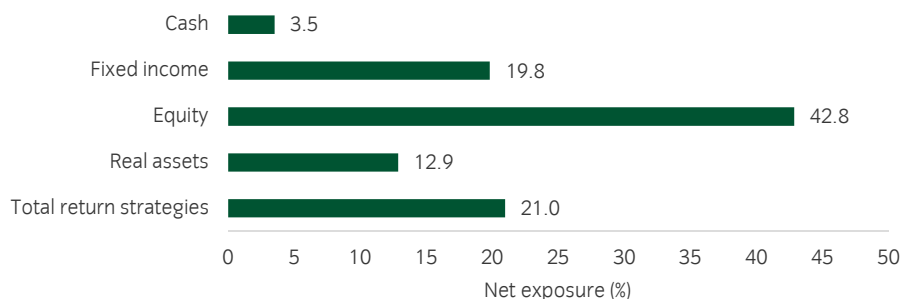
5 YEAR ANNUALISED GROSS PERFORMANCE (%)

Fund: 1.12

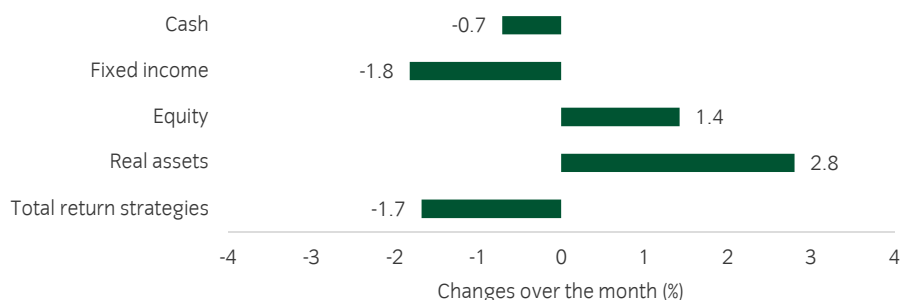
Cash +450 bps: 4.40

The Fund returns are shown before fees, as specified in the prospectus.

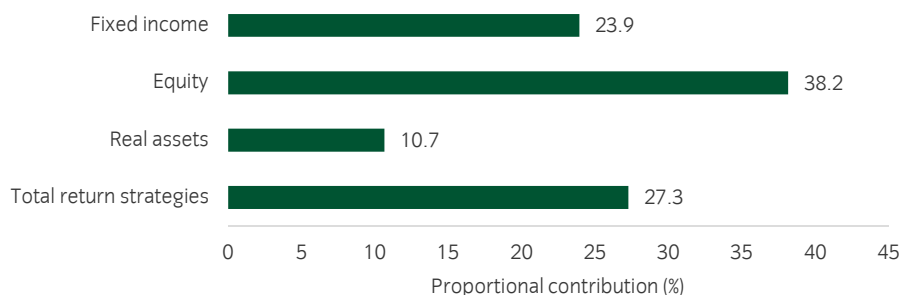
FUND ALLOCATION



FUND ACTIVITY



CONTRIBUTORS TO FUND RETURN (gross, since inception)



TECHNICAL DETAILS

Legal structure: Open Ended Investment Company (UCITS)

Domicile: Ireland

Share class currencies: Sterling, Euro, US dollar, Japanese yen

Dealing frequency: Daily, Midday (Irish time)

Settlement period: T+2

Pricing method: Swinging single price

Scheme: Absolute Insight Funds plc

Depository: State Street Custodial Services (Ireland) Limited

Administrator: State Street Fund Services (Ireland) Limited

Ongoing charges: 0.71% (represented by share class B1 Yen, other share classes are available)



www.insightinvestment.com

This document is not a contractually binding document and does not constitute legal, tax, or investment advice. It must not be used for the purposes of an offer or solicitation to anyone in any jurisdiction. Prospective investors are referred to the Fund's' prospectus and Key Investor Information Document (KIID) for a full list of applicable risks, investor rights, KIID risk profile, financial and non-financial investment terms. The latest Report & Accounts, Prospectus and the KIID can be found at www.insightinvestment.com within the Tools and Resources: Fund literature and Prices section. Investors are urged to consult their own advisers on the implications of making any investment. Do not base any final investment decisions on this document alone. Portfolio holdings are subject to change, for information only and are not investment recommendations. Unless otherwise stated, the source of information and any view and opinions are those of Insight Investment. In Austria, the current Prospectus and the KIID are available free of charge from Société Générale, Vienna Branch, Prinz-Eugen-Straße 32, A-1040 Wien. In Germany, the KIID, prospectus, articles and latest annual report are available free of charge in hardcopy from the paying agent, Société Générale, Zweigniederlassung Frankfurt, Mainzer Landstraße 36, D-60325 Frankfurt. In Luxembourg, the KIID, prospectus, articles and latest annual report are available free of charge from the paying agent, State Street Bank Luxembourg S.A., 47-49 avenue J F Kennedy, L-1855 Luxembourg. In Sweden, the KIID, prospectus, articles and latest annual report are available free of charge from the paying agent, Skandinaviska Enskilda Banken AB (publ), Global Transaction Services, ST MH1, SE – 106 40 Stockholm. In Switzerland, the KIID, prospectus, articles and latest annual report are available free of charge from Carnegie Fund Services S.A., 11, rue du Général-Dufour, 1204 Geneva. Issued by Insight Investment Funds Management Limited (IIFML), 160 Queen Victoria Street, London EC4V 4LA. In France, the KIID, prospectus, articles and latest annual report are available free of charge from Société Générale, Tour Granite, 75886, Paris, Cedex 18. Registered in England No. 01835691. IIFML is authorised and regulated in the UK by the Financial Conduct Authority.