

FOR PROFESSIONAL INVESTORS ONLY. FOR A FULL LIST OF APPLICABLE RISKS, INVESTORS SHOULD REFER TO THE PROSPECTUS OR OTHER OFFERING DOCUMENTS.



# SECURED FINANCE FUND

30 September 2024

## FUND OBJECTIVE

The Fund seeks to produce an annual interest based return

## FUND SUMMARY

- Invests primarily in debt, loan and structured financial instruments including asset-backed securities (ABS), collateralised loan obligations (CLOs) and securities that give exposure to supply chain finance
- Seeks to add value through investment in both public and private secured finance markets and may have exposure to sub-investment grade investments
- Rigorous, disciplined and proven investment process bringing together the best ideas from Insight's dedicated Secured Finance Team

## SHARE CLASS PERFORMANCE (%)

	1 month	3 months	1 year	3 years (pa)	5 years (pa)	Since inception (pa)
Fund	0.99	2.50	12.04	6.51	5.25	4.98
Benchmark	0.41	1.30	5.38	3.39	2.13	1.39

	Calendar year returns					12-month rolling returns				
	2023	2022	2021	2020	2019	2023-2024	2022-2023	2021-2022	2020-2021	2019-2020
Fund	9.17	0.52	5.83	0.37	5.20	12.04	7.62	0.21	7.93	-0.97
Benchmark	4.77	1.42	0.06	0.29	0.80	5.38	4.12	0.73	0.05	0.48

Source: Insight Investment and Rimes. Fund performance is shown for share class A £ Acc and is calculated as total return, including reinvested income, gross of fees and expenses. Gross of fees performance results do not reflect the deduction of charges, which will reduce investors' returns. Benchmark performance shown is for SONIA (previously benchmarked against 3-Month GBP LIBOR until 31st December 2020). Performance for periods over one year is annualised. Past performance is not a guide to future performance. The value of investments and any income from them will fluctuate and is not guaranteed (this may be partly due to exchange rate fluctuations). Investors may not get back the full amount invested.

## FUND MANAGER COMMENTS

The Fund outperformed its cash benchmark in September. Risk assets rallied, due to strong US economic data and the announcement of stimulus measures in China. European structured credit had a strong month, with junior tranches in higher beta sectors performing best, as they remain a source of a high-quality yield and benefit from constrained supply. Issuance remained robust across the asset class, but net growth is limited, despite growing demand. US structured credit saw elevated supply and unwavering demand, as many deals were oversubscribed. Secondary activity picked up in the second half of the month. Spreads were supported by strong technical demand. It was a quiet month on the new lending side. We invested in asset-backed securities in Australia and short mezzanine profiles in Europe. Performance was driven by carry and the sharp contraction in the basis between middle market and broadly syndicated loan collateralised loan obligations.

## FUND FACTS

**Fund size:** £991.9m

**Inception date:** 31 March 2015

**Benchmark:** SONIA

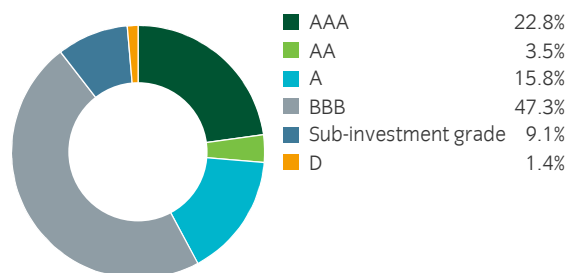
**Fund managers:** Shaheer Guirguis, Jason Cameron

**Target return:** Outperform benchmark by 4% pa (before tax, fees and charges) over rolling three year periods. However, a positive return is not guaranteed and a capital loss may occur.


## FUND CHARACTERISTICS

	Fund
Yield (%)	8.95
Weighted average life (years)	2.7
Weighted Average Discount Margin (Assets) vs Sonia (bp)	441
Weighted Average Discount Margin (Fund) vs Sonia (bp)	400

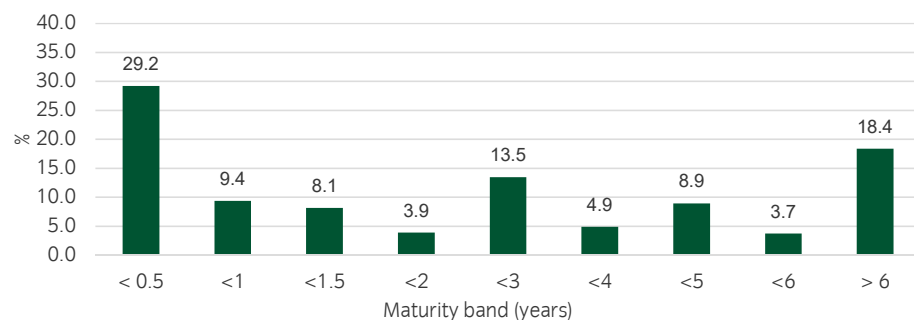
## CREDIT RATING



## GEOGRAPHY



## MATURITY PROFILE



## FUND ALLOCATION



## TECHNICAL DETAILS

**Legal structure:** Qualifying Investor Alternative Investment Fund (QIAIF)

**Domicile:** Ireland

**Share class currencies:** Sterling, Euro

**Dealing frequency:** Subscriptions: Monthly - last business day of calendar month by 5pm (Irish Time), Redemptions: Quarterly - last business day of quarter by 5pm (Irish Time)

**Settlement period:** Purchases: T+4, Redemptions: T+15

**Pricing method:** NAV per Share, which may be subject to an adjustment based on the single swing price adjustment mechanism, as disclosed in the Prospectus

**Scheme:** LDI Solutions Plus ICAV

**Depository:** Northern Trust Fiduciary Services (Ireland) Limited

**Administrator:** Northern Trust International Fund Administration Services (Ireland) Limited

**Ongoing charges:** 0.61% (represented by share class B Euro Accumulation, other share classes are available)



[www.insightinvestment.com](http://www.insightinvestment.com)

The information in this document is general in nature and does not constitute legal, tax, or investment advice. This document may not be used for the purposes of an offer or solicitation to anyone in any jurisdiction in which such offer or solicitation is not authorised or to any person to whom it is unlawful to make such offer or solicitation. Investors are urged to consult their own advisers on the implications of making an investment in, and holding or disposing of shares in the Fund. Portfolio holdings are subject to change, for information only and are not investment recommendations.

- Any losses in the fund will be borne solely by investors in the fund and not by BNY Mellon (including its affiliates); therefore BNY Mellon's losses in the fund will be limited to losses attributable to the ownership interests in the fund held by BNY Mellon and any affiliate in its capacity as an investor in the fund or as beneficiary of a restricted profit interest held by BNY Mellon or any affiliate.
- Ownership interests in the fund are not insured by the FDIC, are not deposits, obligations of, or endorsed or guaranteed in any way, by BNY Mellon. Neither BNY Mellon nor any of its controlled affiliates (which includes the fund's general manager/ managing partner/ investment adviser), may directly or indirectly, guarantee, assume, or otherwise insure the obligations or performance of the fund or of any other covered fund in which the fund invests.
- Information relating to the Fund is correct as at the date stated above and is subject to change. Investors should read the fund's offering documents before investing in the fund, particularly as different share classes may have different technical details. Information about the role of BNY Mellon, its controlled affiliates, and their employees in sponsoring or providing services to the fund are described in the Volcker Rule section of the offering documents.