



ILF EUR LIQUIDITY PLUS FUND

31 May 2024

FUND OBJECTIVE

The Fund aims to provide investors with income together with stability of capital by investing in money market instruments and short-term fixed income and variable rate bonds

FUND SUMMARY

- Actively managed to aim to deliver security, liquidity and attractive cash yields
- Daily liquidity
- Aims to add value through access to a wide range of money market securities
- Rigorous, disciplined investment process aiming to deliver precision and diversification
- Fitch rated AA Af/S1

SHARE CLASS PERFORMANCE (%) - All performance is annualised

	1 month	3 months	1 year	3 years (pa)	5 years (pa)
Fund	4.48	4.57	4.29	1.65	0.92
Benchmark	3.62	3.68	3.75	1.49	0.67

	Calendar year returns					12-month rolling returns				
	2023	2022	2021	2020	2019	2023-2024	2022-2023	2021-2022	2020-2021	2019-2020
Fund	3.64	-0.18	-0.42	-0.19	0.04	4.29	1.37	-0.65	0.13	-0.47
Benchmark	3.15	0.22	-0.67	-0.54	-0.46	3.75	1.43	-0.66	-0.63	-0.48

Source: Insight Investment and Rimes. All performance is annualised. Fund performance is shown for share class 2 and is calculated in Euro as total return, including reinvested income, gross of fees and expenses. Gross of fees performance results do not reflect the deduction of charges, which will reduce investors' returns. The VNAV Insight Liquidity Funds are investment funds and not banking products and whilst preservation of capital is a major component of the objective of the funds it is not guaranteed. Neither Insight nor any other BNYM group company will provide capital support for the CNAV Insight Liquidity Funds in the event of any capital loss arising within the funds. Past performance is not a guide to future performance. The value of investments and any income from them will fluctuate and is not guaranteed (this may be partly due to exchange rate fluctuations). Investors may not get back the full amount invested. Please note: data is provisional and may change. Investors must read all performance information alongside the full performance information in the KIID.

FUND MANAGER COMMENTS

Annual inflation in the eurozone rose from 2.4% in April to 2.6% in May. The Manufacturing Purchasing Managers' Index increased from 45.7 in April to 47.3 in May, while the Services Purchasing Managers' Index remained unchanged at 53.3. In markets, 1-month EURIBOR decreased from 3.87% to 3.71%, while the 3-month rate declined from 3.82% to 3.78%. We bought certificates of deposit and commercial paper from OP Corporate Bank and DZ Bank. We bought floating-rate notes from HSBC Europe, Volkswagen Car Lease, ANZ, LeasePlan and Silver Arrow. Positioning will be determined by upcoming central bank meetings. The weighted average maturity of the Fund was 67 days at the end of April and 74 days at the end of May.

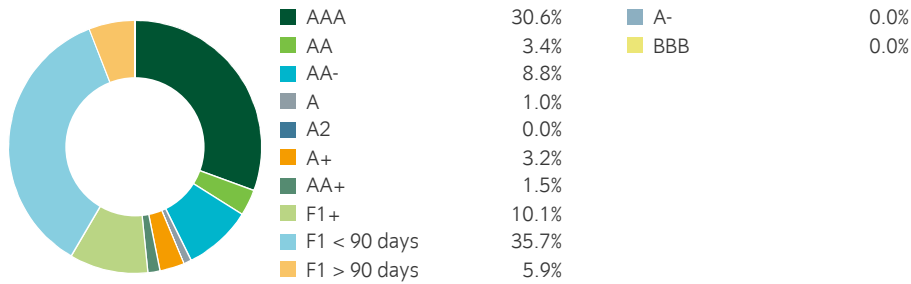
FUND FACTS

Fund size: €503.4m
Inception date: 6 December 2018
Benchmark: 3M EURIBID
Fund manager: Chris Brown

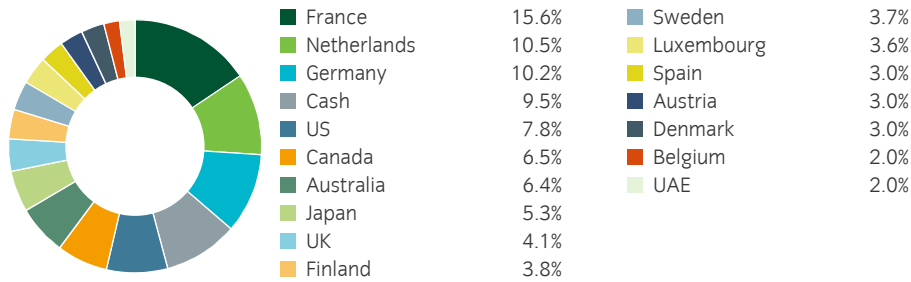
FUND CHARACTERISTICS

	Fund
Yield (gross) (%)	3.76
Weighted average maturity (days)	74.0
Weighted average life (years)	1.3

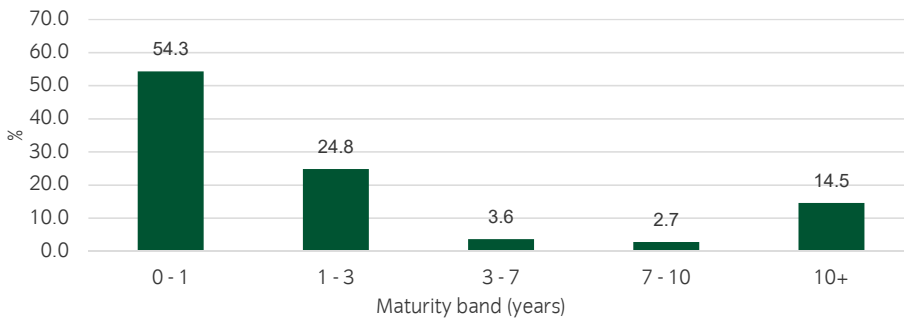
CREDIT RATING



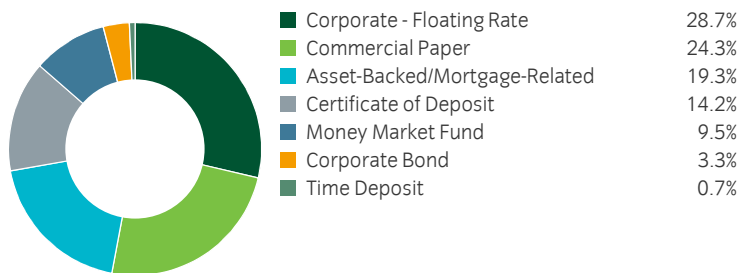
GEOGRAPHY



MATURITY PROFILE



FUND ALLOCATION



TECHNICAL DETAILS

Legal structure: Open Ended Investment Company (UCITS)

Domicile: Ireland

Share class currencies: Euro

Dealing frequency: Daily, 4pm (Irish time)

Settlement period: T+2

Pricing method: NAV

Scheme: Insight Liquidity Funds plc

Depository: Northern Trust Fiduciary Services (Ireland) Limited

Administrator: Northern Trust International Fund Administration Services (Ireland) Limited

Ongoing charges: 0.07% (represented by share class 6 (distributing), other share classes are available)



www.insightinvestment.com

This document is not a contractually binding document and does not constitute legal, tax, or investment advice. It must not be used for the purposes of an offer or solicitation to anyone in any jurisdiction. Prospective investors are referred to the Fund's' prospectus and Key Investor Information Document (KIID) for a full list of applicable risks, investor rights, KIID risk profile, financial and non-financial investment terms. The latest Report & Accounts, Prospectus and the KIID can be found at www.insightinvestment.com within the Tools and Resources: Fund literature and Prices section. Investors are urged to consult their own advisers on the implications of making any investment. Do not base any final investment decisions on this document alone. Portfolio holdings are subject to change, for information only and are not investment recommendations. Unless otherwise stated, the source of information and any view and opinions are those of Insight Investment. In Austria, the current Prospectus and the KIID are available free of charge from Société Générale, Vienna Branch, Prinz-Eugen-Straße 32, A-1040 Wien. In Germany, the KIID, prospectus, articles and latest annual report are available free of charge in hardcopy from the paying agent, Société Générale, Zweigniederlassung Frankfurt, Mainzer Landstraße 36, D-60325 Frankfurt. In Luxembourg, the KIID, prospectus, articles and latest annual report are available free of charge from the paying agent, State Street Bank Luxembourg S.A, 47-49 avenue J F Kennedy, L-1855 Luxembourg. In Sweden, the KIID, prospectus, articles and latest annual report are available free of charge from the paying agent, Skandinaviska Enskilda Banken AB (publ), Global Transaction Services, ST MH1, SE – 106 40 Stockholm. In Switzerland, the KIID, prospectus, articles and latest annual report are available free of charge from Carnegie Fund Services S.A., 11, rue du Général-Dufour, 1204 Geneva. Issued by Insight Investment Funds Management Limited (IIFML), 160 Queen Victoria Street, London EC4V 4LA.. IIFML is authorised and regulated in the UK by the Financial Conduct Authority.