

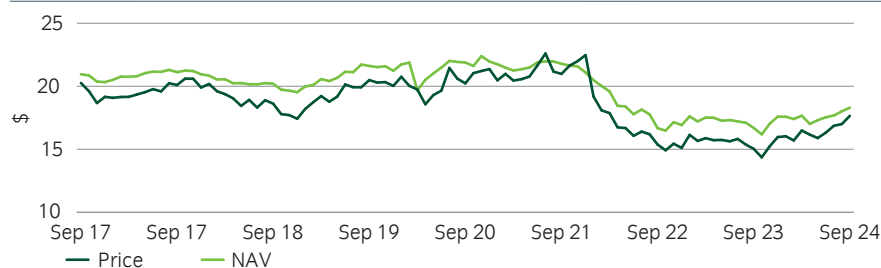


INSIGHT SELECT INCOME FUND

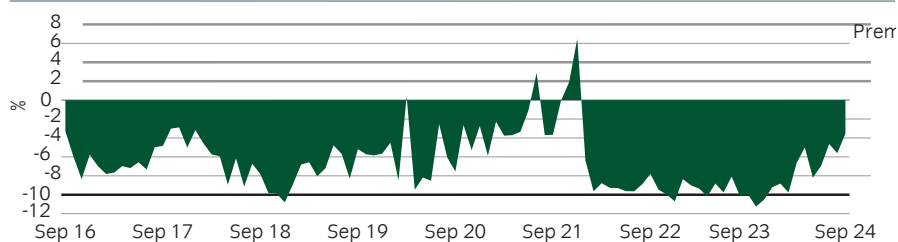
INVESTMENT OBJECTIVE

The Fund's objective is to seek a high rate of return, primarily from interest income and trading activity, from a portfolio principally consisting of debt securities.

MARKET PRICE/NAV HISTORY (\$)



PREMIUM/DISCOUNT (%)



Past performance is not indicative of future results. Investment in the Fund involves a risk of loss.

SECTOR ALLOCATIONS

As of September 30, 2024

US Industrials	35.85%
US Financials	20.51%
Non U.S. Corp	15.48%
Other Securitized	6.74%
US ABS	6.62%
US Utilities	4.71%
EMD - Corp	4.59%
EMD - Gov	2.43%
US Gov Related	1.80%
Non U.S. Gov	1.19%
US CMBS	0.08%
Cash & Equiv.	0.00%

TOP 10 HOLDINGS

As of September 30, 2024

Hsbc Capital Funding USD 10.176% Perp (callable 30jun30) 144a	1.47%
Union Carbide Corp 7.75% 01oct2096	1.36%
Deutsche Telekom Int Fin 8.75% 15jun2030	1.26%
Citigroup Inc 3.887% 10jan2028 (callable	1.22%
Bank Of America Corp 2.972% 04feb2033 (callable 04feb32)	1.22%
Allstate Corp 6.5% 15may2057 (callable 15may37)	1.21%
Comcast Corp 7.05% 15mar2033	1.19%
Farmers Exchange Capital 7.2% 15jul2048	1.18%
Golub Capital Partners Clo Ltd Gocap 2018-36a C	1.17%
Jpmorgan Chase and Co 5.336% 23jan2035 (callable 23jan34)	1.08%

Holdings are subject to change.

¹ Distribution per share is the latest quarterly distribution paid. Distribution per share is subject to change and is not a quotation of Fund performance. Distributions may be paid from sources of income other than ordinary income, such as short term capital gains, long term capital gains or return of capital. If a distribution consists of something other than ordinary income, shareholders of record, as of the applicable record date, will be sent a Section 19(a) notice with the anticipated source(s) of the distribution. Section 19(a) notices are provided for informational purposes only and not for tax reporting purposes. Please note the final determination of the source and tax characteristics of all distributions in a particular year will be made after the end of the year. This information is not legal or tax advice. Consult a professional regarding your specific legal or tax matters. ² Latest declared distribution per share annualized and divided by the current share price. ³ Expense ratios are annualized and reflect the Fund's operating expense, including interest expense and net of fee waivers, as of the most recent annual or semi-annual report. The expense ratio, including interest expense and excluding fee waivers was 0.85%.

FUND FACTS

Inception	June 7, 1971
Market price	\$17.65
NAV	\$18.30
Premium/Discount	-3.55%
Distribution per share ¹	\$0.20
Current market price distribution rate ²	4.53%
Effective duration	6.97
Expense ratio (common shares) ³	0.89%
NYSE ticker	INSI
CUSIP	45781W109
NAV ticker	XXINSIXX
Inquiries contact number	866-333-6685
Website	www.insightinvestment.com/united-states/solutions/fixed-income/select-income/insight-select-income-fund/

PERFORMANCE HISTORY

As of September 30, 2024

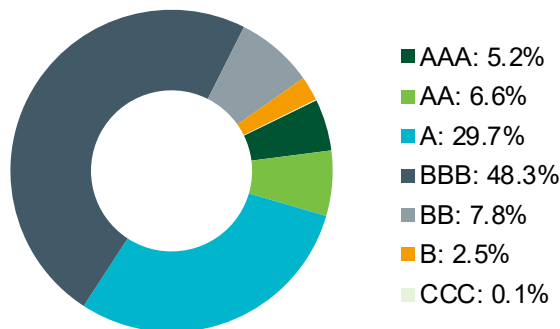
	NAV	Market Price
1 month	1.61%	3.82%
3 months	5.57%	9.43%
YTD	6.58%	13.22%
1 Year	15.28%	23.47%
3 Year	-0.57%	-0.53%
5 Year	2.05%	2.40%
10 Year	3.66%	4.11%
2023	9.25%	11.07%
2022	-15.79%	-29.39%
2021	1.30%	10.91%
2020	9.83%	13.23%
2019	15.40%	22.06%
2018	-2.99%	-8.90%
2017	9.34%	8.49%
2016	9.79%	8.15%
2015	-0.55%	-1.52%
2014	11.40%	9.42%
2013	-1.52%	0.54%
2012	10.30%	13.46%
2011	12.89%	7.43%
2010	16.07%	14.44%
2009	18.06%	21.48%
2008	-8.66%	-10.11%

Performance data quoted represents past performance, which is no guarantee of future results, and current performance may be lower or higher than the figures shown. Returns for periods of less than one year are not annualized. All distributions are assumed to be reinvested either in accordance with the dividend reinvestment plan (DRIP) for market price returns or NAV for NAV returns. All returns include the deduction of management fees, operating expenses and all other fund expenses, and do not reflect the deduction of brokerage commissions or taxes that investors may pay on distributions or the sale of shares. **Distributions are not guaranteed and are subject to change.**

INSIGHT SELECT INCOME FUND

FUND BREAKDOWN BY CREDIT QUALITY

As of June 30, 2024



Ratings shown are assigned by one or more Nationally Recognized Statistical Credit Rating Organizations ("NRSRO"), such as Standard & Poor's, Moody's and Fitch. The ratings are an indication of an issuer's creditworthiness and typically range from AAA or Aaa (highest) to D (lowest). When two or more ratings are available, the lower rating is used; and when only one is available, that rating is used. The Non-Rated category consists of securities that have not been rated by an NRSRO. U.S. Treasury securities and U.S. Government Agency securities are not rated but deemed to be equivalent to securities rated AA+/Aaa. Credit quality, as rated by S&P, Moody's or Fitch, is an assessment of the credit worthiness of an issuer of the underlying security and not the Fund or its shares. Ratings and holdings are subject to change.

Investors should consider the investment objectives, risks, and expenses before investing.

There can be no assurance that the Fund will achieve its investment objective.

Closed-end fund shares may frequently trade at a discount or premium to their net asset value.

An investment in the Fund may not be suitable for investors who are, or as a result of this investment would become, subject to the Federal Alternative Minimum Tax (AMT), because securities in the Fund may pay interest that is subject to taxation under AMT. Additionally, any capital gains paid will be subject to capital gains taxes.

The Fund is subject to investment risk, including the possible loss of the entire amount you invest.

Bonds are subject to interest-rate, credit, liquidity, call and market risks, to varying degrees. Generally, all other factors being equal, bond prices are inversely related to interest-rate changes and rate increases can cause price declines. Investing in foreign denominated and/or domiciled securities involves special risks, including changes in currency exchange rates, political, economic, and social instability, limited company information, differing auditing and legal standards, and less market liquidity. These risks generally are greater with emerging market countries. High yield bonds involve increased credit and liquidity risk than higher-rated bonds and are considered speculative in terms of the issuer's ability to pay interest and repay principal on a timely basis.

Mortgage-backed securities: Ginnie Maes and other securities backed by the full faith and credit of the United States government are guaranteed only as to the timely payment of interest and principal when held to maturity. The market prices for such securities are not guaranteed and will fluctuate. Privately issued mortgage-related securities also are subject to credit risks associated with the underlying mortgage properties. These securities may be more volatile and less liquid than more traditional, government-backed debt securities. The use of derivatives involves risks different from, or possibly greater than, the risks associated with investing directly in the underlying assets. Derivatives can be highly volatile, illiquid, and difficult to value and there is the risk that changes in the value of a derivative held by the portfolio will not correlate with the underlying instruments or the portfolio's other investments.

Information herein may contain, include or is based upon forward-looking statements within the meaning of the federal securities laws, specifically Section 21E of the Securities Exchange Act of 1934, as amended. Forward-looking statements include all statements, other than statements of historical fact, that address future activities, events or developments, including without limitation, business or investment strategy or measures to implement strategy, competitive strengths, goals expansion and growth of our business, plans, prospects and references to future or success. You can identify these statements by the fact that they do not relate strictly to historical or current facts. Words such as 'anticipate', 'estimate', 'expect', 'project', 'intend', 'plan', 'believe', and other similar words are intended to identify these forward-looking statements. Forward-looking statements can be affected by inaccurate assumptions or by known or unknown risks and uncertainties. Many such factors will be important in determining our actual future results or outcomes. Consequently, no forward-looking statement can be guaranteed. Our actual results or outcomes may vary materially. Given these uncertainties, you should not place undue reliance on these forward-looking statements.

INSIGHT NORTH AMERICA LLC

Investment advisory services for the Fund are provided by Insight Investment, through Insight North America LLC (INA). INA is one of two SEC-registered investment advisers using the brand Insight Investment (Insight North America LLC (INA) and Insight Investment International Limited (IIL)) and it is associated with a broader group of global investment managers that also (individually and collectively) use the corporate brand Insight Investment and may be referred to as "Insight" or "Insight Investment".

All data as of 6/30/2023 or otherwise noted. Data is subject to change on a daily basis. The securities mentioned are provided for informational purposes only and should not be deemed as a recommendation to buy or sell. Market price is the price at which a fund trades on an exchange. Shareholders purchase and sell closed-end funds at the market price, not NAV. A closed-end fund's premium/discount valuation is calculated as market price minus NAV, divided by NAV. Shares may only be purchased or sold through registered broker/dealers.

A closed-end fund is not continuously offered. After the initial public offering, shares are sold on the open market through a stock exchange. Additional information regarding the Fund can be found in the Fund's most recent shareholder report. This material is presented only to provide information and is not intended for trading purposes.

Definitions

Effective Duration is used to measure the market price sensitivity of the fund's portfolio holdings to market interest-rate changes.

Discount to net asset value (NAV) refers to a situation where shares of a closed-end stock fund are trading at a price lower than the fund's net asset value per share.

Premium to net asset value (NAV) refers to a situation where shares of a closed-end stock fund are trading at a price higher than the fund's net asset value per share.

Insight and BNY Mellon Investment Servicing (US) are affiliated with The Bank of New York Mellon Corporation.

© 2024 Insight Investment. All rights reserved.

NOT FDIC INSURED | NOT BANK GUARANTEED | MAY LOSE VALUE

CONTACT INFORMATION

TRANSFER AGENT

BNY Mellon Investment

Servicing (US) Inc.

P.O. Box 358035

Pittsburgh, PA 15252-8035

1-866-333-6685

INVESTMENT ADVISER

Insight North America LLC

200 Park Avenue, 7th Floor

New York, NY 10166